


LYMPHATREX ARMSLEEVE

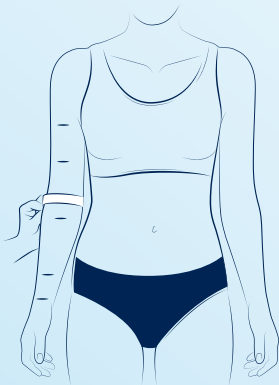
POSITION OF THE ANATOMICAL MARKERS

- G - corresponds to the axilla (armpit)
- F - corresponds to the widest point of the biceps
- E - localized at the antecubital fossa
- D - corresponds to the widest point of the forearm
- C1 - positioned at 6 cm from C, in case of a regular arm
- C - corresponds to the narrowest point of the wrist


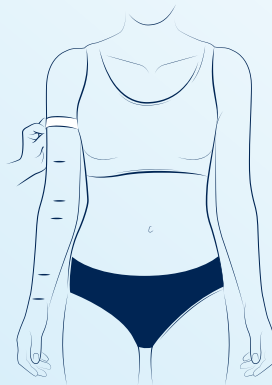


The arm must be relaxed, in very slight bending.


Important, measure the heights on the inner side of the arm.



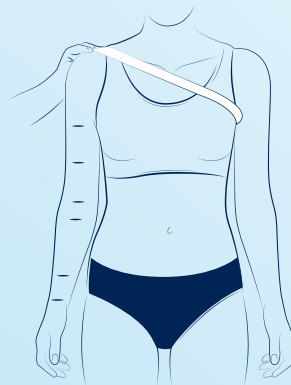
Measurement of circumferences (are illustrated here the fold of the elbow and the axilla)



Important: the heights are taken on the inside of the arm



For a shoulder attachment, take the \angle GH measurement that goes from the axilla (projected on the outside of the arm) to the bra shoulder harness.



For a shoulder cover, take the chest circumference (H), from the acromion, passing through the opposite axilla.