

LYMPHATREX MITTEN & GLOVE

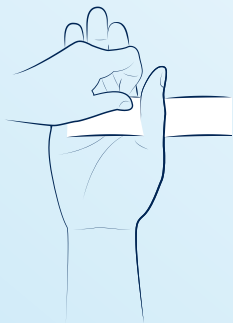
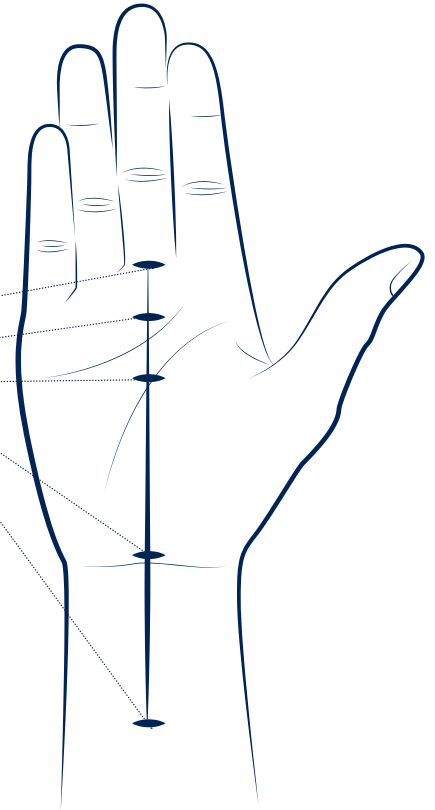
POSITION OF THE ANATOMICAL MARKERS

- Major-annular commissure
- A – Located at the highest level of the metacarpal head
- B – Located in the axis of the thumb commissure
- C – Wrist bending fold (at the narrowest point of the wrist)
- C1 – Maximum 6 cm from wrist if arm is regular, or at the birth of œdema.

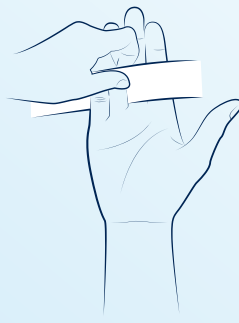
For an extended cuff, place a D marker corresponding to the desired length (maximum to the elbow).

The different markers are positioned on the median axis of the hand, palmar side.

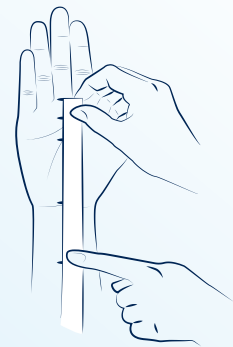
Important, measure the heights on the palmar side of the hand.



Identification of the axis of the commissure of the thumb



Identification of the commissure major – annular



Lengths between the bending fold of the wrist and:

- metacarpo-phalangeal joint (ℓA)
- commissure of thumb (ℓB)
- annular – major commissure (ℓC)



Circumferences of the fingers are measured:

- in the middle of the first phalanx
- at the level where you want to stop the finger (preferably use a lasso meter)



Lengths are preferably measured with a rigid ruler, to position in the commissures, without pressing it