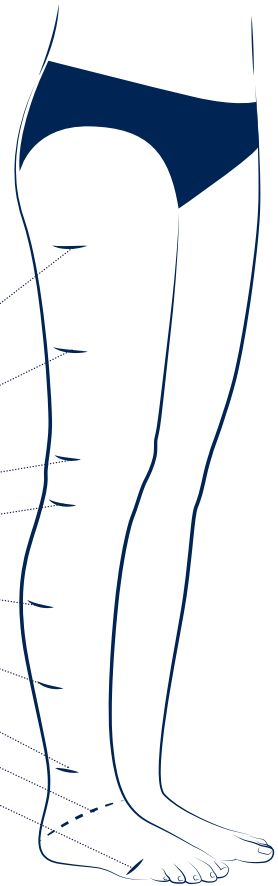


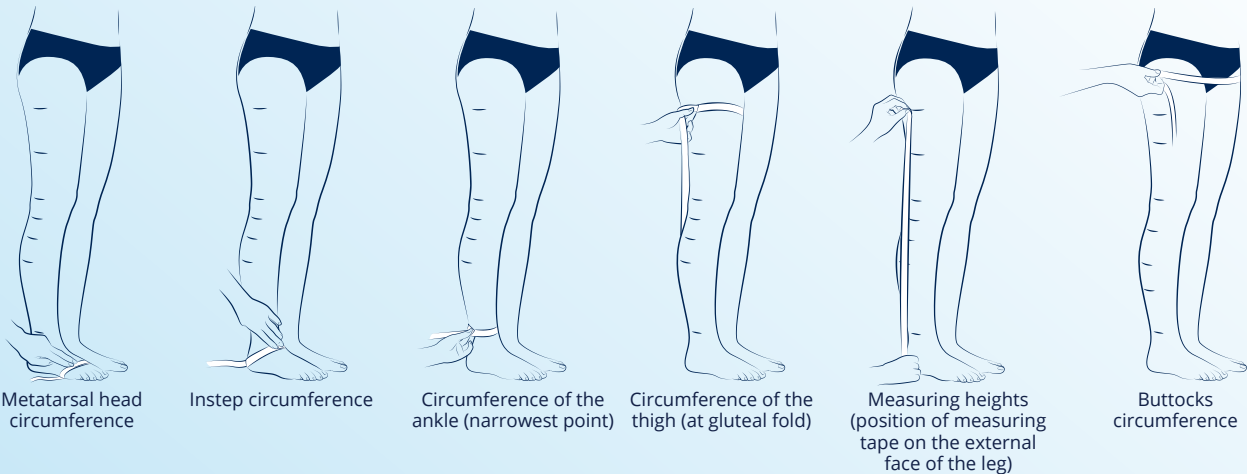
THUASNE LYMPHOLOGY SOCK, STOCKING & TIGHTS

POSITION OF THE ANATOMICAL MARKERS

- G - is located at the gluteal fold (for the tights)
- F - is equidistant between G and E
- E - corresponds to the middle of the patella
- D - is located on the head of the fibula (3 - 4 cm below the patella)
- C - corresponds to the widest point of the calf
- B1 - corresponds to the start of the calf muscles
- B - to be measured at the narrowest point of the ankle
- Y - goes through the instep and the tuberosity of the calcaneus
- A - goes through the head of the metatarsal bones (at the widest point)



All markers are positioned on the external face of the leg



Metatarsal head circumference

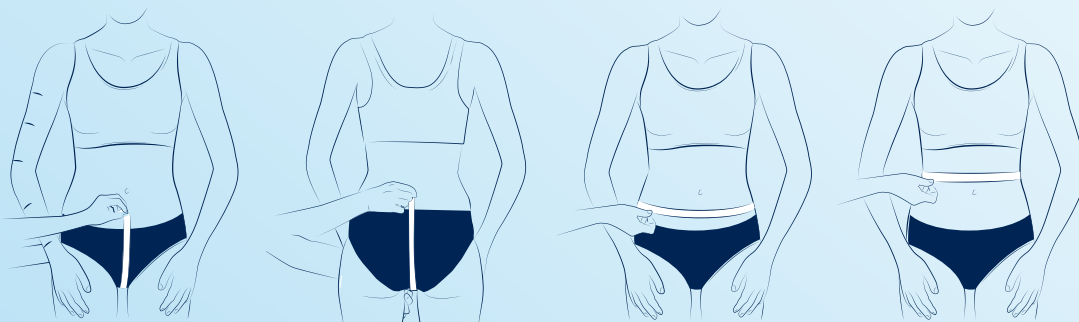
Instep circumference

Circumference of the ankle (narrowest point)

Circumference of the thigh (at gluteal fold)

Measuring heights (position of measuring tape on the external face of the leg)

Buttocks circumference



Crotch :
Distance at the front (K1T) / Distance at the back (K2T)

Hip circumference

Waist circumference (or indicate the circumference at the desired height)