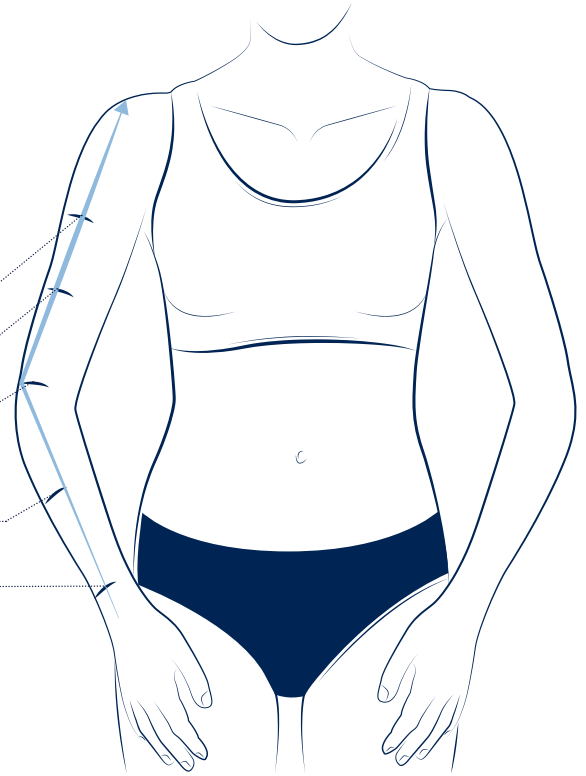


THUASNE LYMPHOLOGY ARMSLEEVE & MITTEN

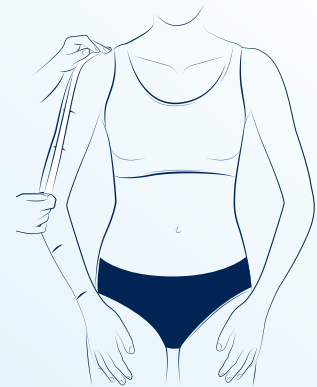
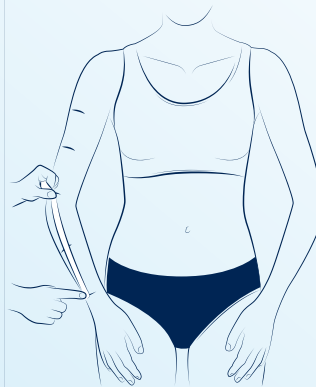
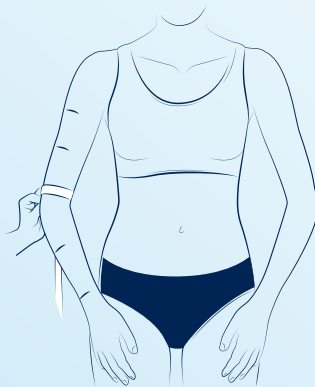
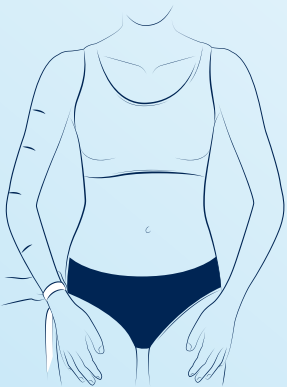
POSITION OF THE ANATOMICAL MARKERS

- G - corresponds to the axilla (armpit)
- F - corresponds to the widest point of the biceps
- E - is located at the level of the olecranon
- D - equidistant between A and C or at the origin of the oedema
- C - to be measured at the narrowest point of the wrist external face in the middle of the radial-ulnar joint

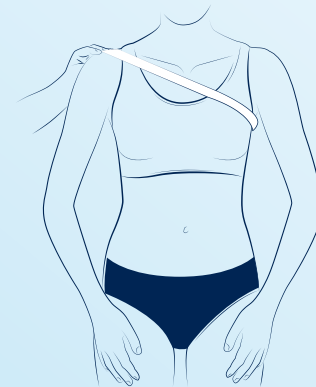
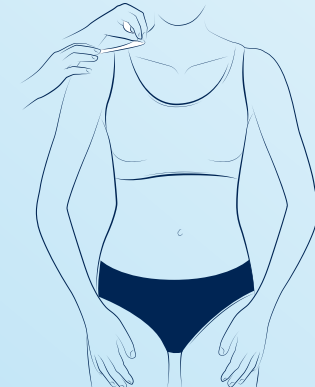
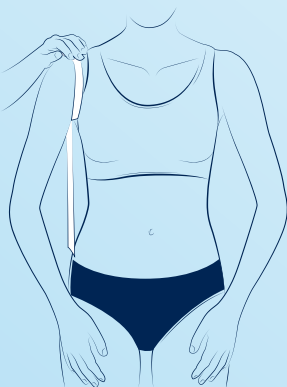


→ Positioning the measuring tape to measure heights

ARMSLEEVE



The lengths must be measured from the middle of the wrist to the tip of the elbow, then at the outside of the arm up to the desired finished height.



For a shoulder attachment, do not forget measurement *A*, from the acromion process to the bra strap where the loop will be attached.

For the shoulder cover, carefully measure the chest circumference from the acromion process and going under the opposite armpit.

MITTEN: Advice for measurements illustrated on page 56 (identical to the Mobiderm range)